

1-2 Players
AGES
8+

BASEBALL CLASSICS

Web Game On Demand Storyboard Tutorial

WEB GAME ON DEMAND

Baseball Classics Next Generation Game

Real-Time Play | True MLB Realism | Statistically Accurate Player Results

© Baseball Classics 2023

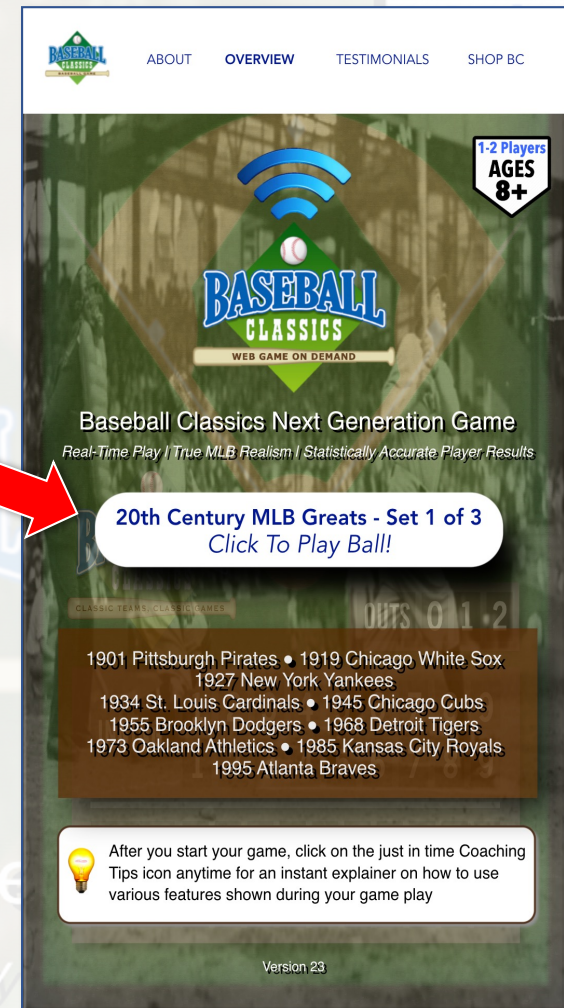
START YOUR GAME

Click To Play Ball!

The opening screen has a white button to begin your Web Game On Demand. Simply click it to begin.

It also contains the MLB teams available to play.

Also, it lets you know up front once inside your game play, you click on the Coaching Tips light bulb icon for an explainer anytime you can use some help.



CHOOSE THE VISITING TEAM

Click The Dropdown Arrow
Then Click An MLB Team

Choose the Visiting Team by first clicking on the dropdown arrow to show a dropdown list of the teams available in your Web Game On Demand.

Next, click on the Baseball Classics MLB Visiting team displayed in the dropdown list.



CHOOSE THE HOME TEAM

Click The Dropdown Arrow
Then Click An MLB Team

Choose the Visiting Team by first clicking on the dropdown arrow to show a dropdown list of the teams available in your Web Game On Demand.

Next, click on the Baseball Classics MLB Home team displayed in the dropdown list.



VISITOR & HOME DUGOUTS

Click Visitors or Home Dugout In Top Menu

To view the Visitors or Home Dugout rosters, click or hover your mouse over that option in the top menu.

The MLB team name is displayed above the roster. The Visitors Dugout roster has a grey background shade (like away uniforms) while the Home Dugout roster has a white background shade (like home uniforms).

Click the Coaching Tips light bulb icon in the upper left hand corner anytime you need help on features available in the Visitors and Home Dugouts.

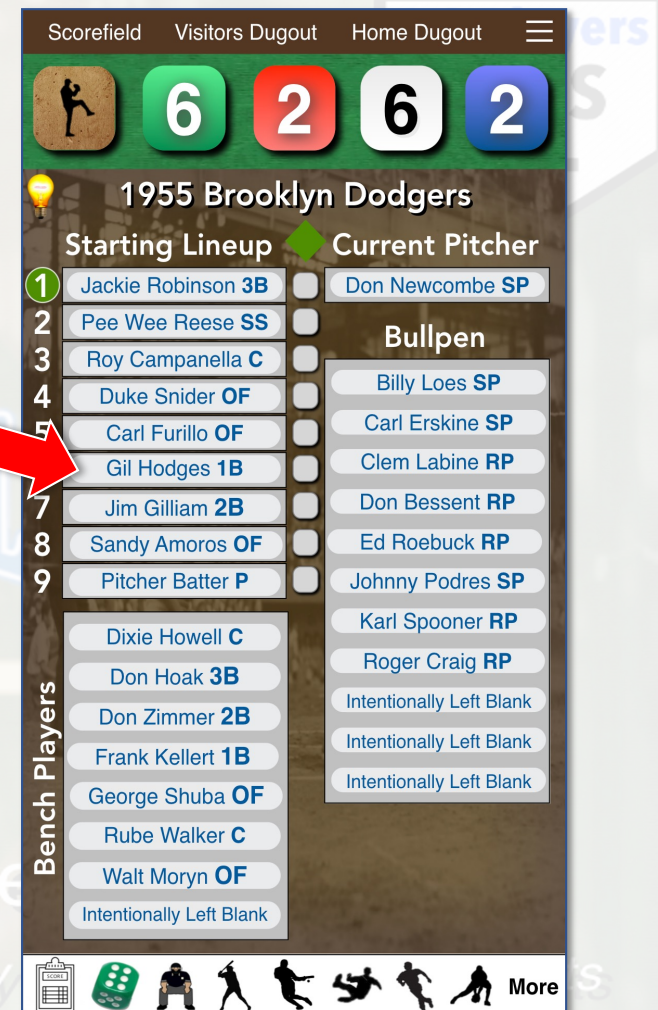


TO VIEW PLAYER CARDS

Click On Player Name

View any Baseball Classics next generation batter or pitcher player card by clicking on the name displayed in their Visitors or Home Dugout roster.

Each Dugout roster contains player names and their primary position. Pitcher's primary positions are either SP (Starting Pitcher) or RP (Relief Pitcher).



BASEBALL CLASSICS PLAYER CARD

View Player Ratings, Results, & Stats

Baseball Classics next generation real-time color-coded cards are loaded with every detail you need to know about each player with unmatched statistical accuracy!

The top third of the card shows player name, team, Real-Time GM Advisor, batter or pitcher icon, bats lefty (red)/righty (green)/switch-hitter (yellow), Bunt, Steal, Run, Fielding ratings (including Real-Time Fielding in Premium Edition), Real-Time Pitching and At-Bat Results, plus 21 color-coded stats including Sabermetrics.

Also, on pitcher cards Throws lefty (red) or righty (green).

Scorefield

Visitors Dugout

Home Dugout

6

2

6

2

GIL HODGES

1955 Brooklyn Dodgers

Start Firstbase | Bats 3rd, 4th, or 5th

Bats

Bunt

Steal

Run

Firstbase

Outfield

ROLL

RTP

RESULT

STATS

4

Foul

TRIPLE

Average .289

5

X

Groundout

Slugging .500

6

Foul

HOME RUN

ISO .211

7

Foul

(Flyout)

BABIP .299

8

Foul

Double Play

OPS .877

9

Ball

Strikeout

At Bats 546

10

Ball

WALK

Hits 158

11

BIP

SINGLE

Doubles 24

12

Foul

Lineout

Triples 5

13

BIP

Popout

Home Runs 27

14

BIP

Groundout

RBI's 102

15

BIP

Flyout

Runs 75

16

Foul

SINGLE

Runs Created 134

17

Ball

Strikeout

Walks 80

18

Ball

WALK

Walk % .13

19

K

DOUBLE

Strikeouts 91

20

Foul

HOME RUN

Strikeout % .15

21

K

Strikeout

Steals 2

22

BIP

TRIPLE

Sac Flies 10

23

X

Strikeout

Double Plays 16

24

Ball

WALK

Games 150

More

LINEUP OR PITCHING CHANGES

Drag and Drop Player Names

Click and hold your left mouse button down to drag and drop any players displayed in the team Dugout rosters to make any lineup or pitching changes.


Each Dugout roster has default lineups and starting pitcher. However, as Manager, you make all lineup, player substitution, and bullpen calls before or throughout your Web Game On Demand play.

This example shows moving Frank Kellert into the starting lineup for Gil Hodges.



FLOATING AT BAT HIGHLIGHTER

Click Lineup Number



Click or hover your mouse over the number in the Starting Lineup and the green highlight will circle that number indicating which batter is up.

When you do that, the floating AT BAT and ON DECK markers will appear. Once you click or hover your mouse away from that number those markers will disappear.

This feature really comes in handy to know who is leading off the next inning. Especially when you're not using the built-in Scoresheet or keeping score by hand.

Scorefield Visitors Dugout Home Dugout

6 2 6 2

1955 Brooklyn Dodgers

Starting Lineup Current Pitcher

1 Jackie Robinson 3B	Don Newcombe SP
2 AT BAT Reese SS	
3 ON DECK Campanella C	
4 Duke Snider OF	Bullpen
5 Carl Furillo OF	Billy Loes SP
6 Gil Hodges 1B	Carl Erskine SP
7 Jim Gilliam 2B	Clem Labine RP
8 Sandy Amoros OF	Don Bessent RP
9 Pitcher Batter P	Ed Roebuck RP

Bench Players

Dixie Howell C	Johnny Podres SP
Don Hoak 3B	Karl Spooner RP
Don Zimmer 2B	Roger Craig RP
Frank Kellert 1B	Intentionally Left Blank
George Shuba OF	Intentionally Left Blank
Rube Walker C	Intentionally Left Blank
Walt Moryn OF	
Intentionally Left Blank	

More

PUTTING RUNNERS ON BASE

Click On Empty Grey Base

Click or hover your mouse over the grey base next to the player's name to display base options for them.

The options are not on base (white base), 1st, 2nd, or 3rd base.

Once that player is a base runner, click the base he's on. To remove him from the base path, click the white base option.

This feature really comes in handy to know which player(s) are on base especially when you're not using the built-in Scoresheet or keeping score by hand.



TRACKING WHO'S ON BASE

Displayed Next To Each Player's Name

Click or hover your mouse over the grey base next to the player's name to display base options for them.

The options are not on base (white base), 1st, 2nd, or 3rd base.

Once that player is a base runner, click the base he's on. To remove him from the base path, click the white base option.

This feature really comes in handy to know which player(s) are on base especially when you're not using the built-in Scoresheet or keeping score by hand.



USING THE UMPIRE CLICKER

Click On Umpire Icon In Lower Icon Menu

Click or hover your mouse over the umpire icon option in the bottom icon menu.

This will display the Umpire Clicker just under the top menu row.

It's a quick way to track the score, innings, outs, and even balls and strikes count if you choose to play with Real-Time Pitching.

This feature automatically syncs with Baseball Classics Scorefield game board.



USING THE SCOREFIELD

Click Scorefield In Top Menu

Click or hover your mouse over the Scorefield option in the top menu row to display the Scorefield game board.

To track the score, innings, outs, or even balls & strikes when playing with Real-Time Pitching, simply click on the numbers displayed and the transparent blue chip will move to it.

To put runners on base, click on the base to put a transparent blue chip on it, or click on that chip to remove it.

This feature automatically syncs with Baseball Classics Umpire Clicker.



ROLLING THE ANIMATED DICE

Click Anywhere On The Dice

Baseball Classics dice consists of an iconic Batter/Pitcher die and 4 six-sided dice. To roll Baseball Classics animated dice, click anywhere on them (dice row is located under top menu row).

When rolled, to save you a bit of time for each roll, a peek-a-boo summation will briefly appear on screen of the 4 six-sided dice.

The dice row is interchangeable with the Umpire Clicker. However, you can always access the dice row by clicking on the dice icon in the bottom icon menu.

The screenshot shows the game interface for Reggie Jackson, a 1973 Oakland Athletics player. The top menu bar includes 'Scorefield', 'Visitors Dugout', 'Home Dugout', and a hamburger menu icon. Below the menu bar is the dice row, which consists of a Batter/Pitcher die (showing a batter icon) and four six-sided dice showing the numbers 1, 5, 6, and 4. A large red arrow points from the text 'Click Anywhere On The Dice' to the dice row. The main display area shows the player's name, team, and position (Outfield). Below this is a table with columns for 'ROLL', 'PITCH', 'RESULT', and 'STATS'. The table lists 22 rolls with corresponding results like 'BIP', 'Ball', 'K', 'Foul', 'Strikeout', 'Flyout', 'DOUBLE*', 'TRIPLE', 'Lineout', 'SINGLE', 'Popout', 'WALK', 'HOME RUN', 'Double Play', and 'DOUBLE*'. To the right of the table are various statistics including 'Runs Created', 'Home Runs', 'RBI's', 'Runs', 'Walks', 'Walk %', 'Strikeouts', 'Strikeout %', 'Steals', 'Sac Flies', 'Double Plays', and 'Games'.

ROLL	PITCH	RESULT	STATS
4	BIP	(Flyout)	.293
5	Ball	DOUBLE*	.531
6	BIP	(Flyout)	.158
7	K	TRIPLE	BABIP .333
8	X	Lineout	OPS .744
9	Foul	DOUBLE	At Bat .288
10	Ball	SINGLE	.288
11	Ball	Strikeout	.288
12	BIP	Flyout	Impies 2
13	BIP	Strikeout	Home Runs 32
14	X	SINGLE	RBI's 117
15	BIP	Groundout	Runs 99
16	Foul	Popout	Runs Created 138
17	Ball	WALK	Walks 76
18	K	WALK	Walk % .12
19	Foul	HOME RUN	Strikeouts 111
20	Foul	Double Play	Strikeout % .18
21	Foul	Groundout	Steals 22
22	Foul	HOME RUN	Sac Flies 7
23	Foul	DOUBLE*	Double Plays 13
24	Ball	Flyout	Games 151

BASEBALL CLASSICS PLAYER CARDS

Starts With Batter/Pitcher Iconic Die

After you roll the dice, first refer to the outcome of the Batter/Pitcher iconic die. Next, refer to the Baseball Classics player batter or pitcher card that matches it for that at bat.

Refer the ROLL column using the sum of the 4 six-sided dice to the RESULT column (or RTP column if playing with Real-Time Pitching).

In this example, a Batter icon roll of 9 in the RESULT column is a DOUBLE for 1974 Oakland Athletics Reggie Jackson! It's just that simple & with amazing accurate player outcomes!

Scorefield

Visitors Dugout

Home Dugout

3

2

3

1

REGGIE JACKSON

1973 Oakland Athletics

Start Outfield | Bats 3rd, 4th, or 5th

Outfield

ROLL	RTP	RESULT	STATS
4	BIP	(Flyout)	Average .293
5	Ball	DOUBLE*	Slugging .531
6	BIP	(Flyout)	ISO .238
7	K	TRIPLE	BABIP .313
8	Foul	DOUBLE	OPS .914
9	Foul	DOUBLE	At Bats 539
10	Foul	DOUBLE	Hits 158
11	Ball	Strikeout	Doubles 28
12	BIP	Flyout	Triples 2
13	BIP	Strikeout	Home Runs 32
14	X	SINGLE	RBI's 117
15	BIP	Groundout	Runs 99
16	Foul	Popout	Runs Created 138
17	Ball	WALK	Walks 76
18	K	WALK	Walk % .12
19	Foul	HOME RUN	Strikeouts 111
20	Foul	Double Play	Strikeout % .18
21	Foul	Groundout	Steals 22
22	Foul	HOME RUN	Sac Flies 7
23	Foul	DOUBLE*	Double Plays 13
24	Ball	Flyout	Games 151

BASEBALL CLASSICS GAME PLAY CHART CARDS

Starts With Dice Colors

Baseball Classics Game Play Chart Cards add basics such as Bunting & Stealing plus other elements including virtually anything in an MLB game can happen!

Click on or hover your mouse over Game Play Chart Cards icons in the bottom icon menu row.

Roll the dice, then sum the Die Colors to be used as indicated on the Game Play Chart Card. In this example, red, white, and blue are a sum of 10. For a bunt attempt with a batter Bunt rating of yellow, it's a Popout.

Scorefield Visitors Dugout Home Dugout

6 2 6 2

BUNTING & STEALING
BASEBALL CLASSICS
Game Play Chart Card

Die Colors

ROLL	BUNT				STEAL			
	▲	▼	▲	▼	▲	▼	▲	▼
3	DP			PO				
4	DP			PO				
5	PO			DP				
6	DP			PO				
7				DP				
8				PO				
9				DP				
10	GO	PO	GO	GO				
11	DP	GO	PO	GO				
12	PO			DP				
13		DP	GO	PO				
14	DP	DP		PO				
15		DP		PO				
16	PO	GO	PO	DP				
17	GO	GO	PO	DP				
18	GO	DP	DP	PO				

More

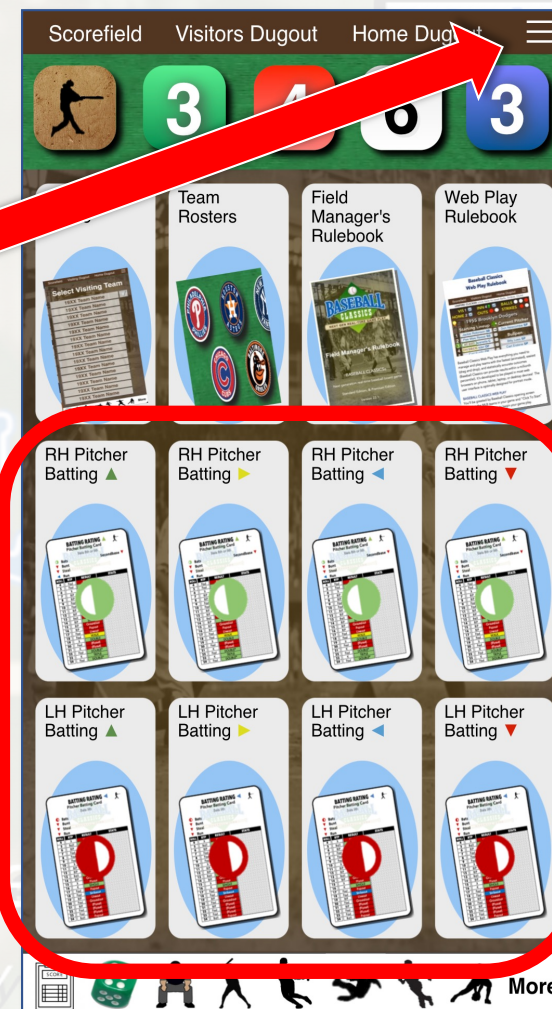
BASEBALL CLASSICS PITCHER BATTING CARDS

Click The Hamburger Menu To Access

After you click on the Hamburger menu (triple horizontal lines) you'll see 8 Baseball Classics Pitcher Batting Cards.

There are Pitcher Batting cards for right-handed hitting pitchers (right-side green shaded icon) and for left-handed hitting pitchers (left-side red shaded icon).

Choose the Pitcher Batting Card that matches the Batting Rating displayed on their card (green, yellow, blue, or red).



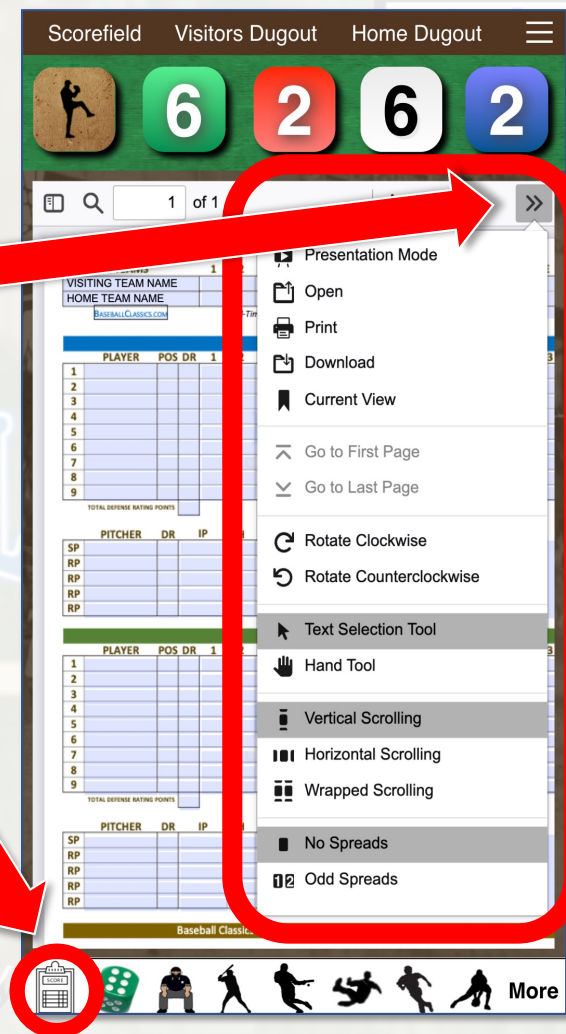
BASEBALL CLASSICS SCORESHEET

Save. Download. Print.
Built-in Quick Access Anytime

Click or hover your mouse over the Scoresheet icon
In the bottom icon menu to view and/or edit it.

To tuck it away, simply click or hover to other menu items
in the top or bottom menus.

Click the double arrow icon in the upper right hand
corner to view the built-in Scoresheet menu. Among
various options, you can save, download, and print the
your Scoresheet for devices that support those features.



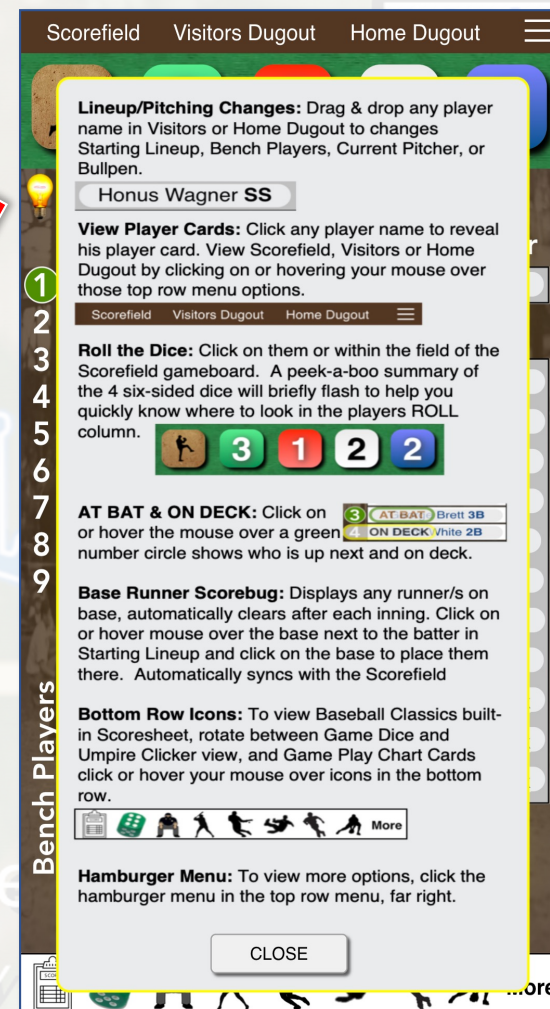
BASEBALL CLASSICS COACHING TIPS

Click The Light Bulb Icon

Throughout most of your game play action, you'll see and can click on the Coaching Tips light bulb icon.

Coaching Tips provide an explainer based on where you are in your game play action.

When done viewing your Coaching Tips, simply click the close button.



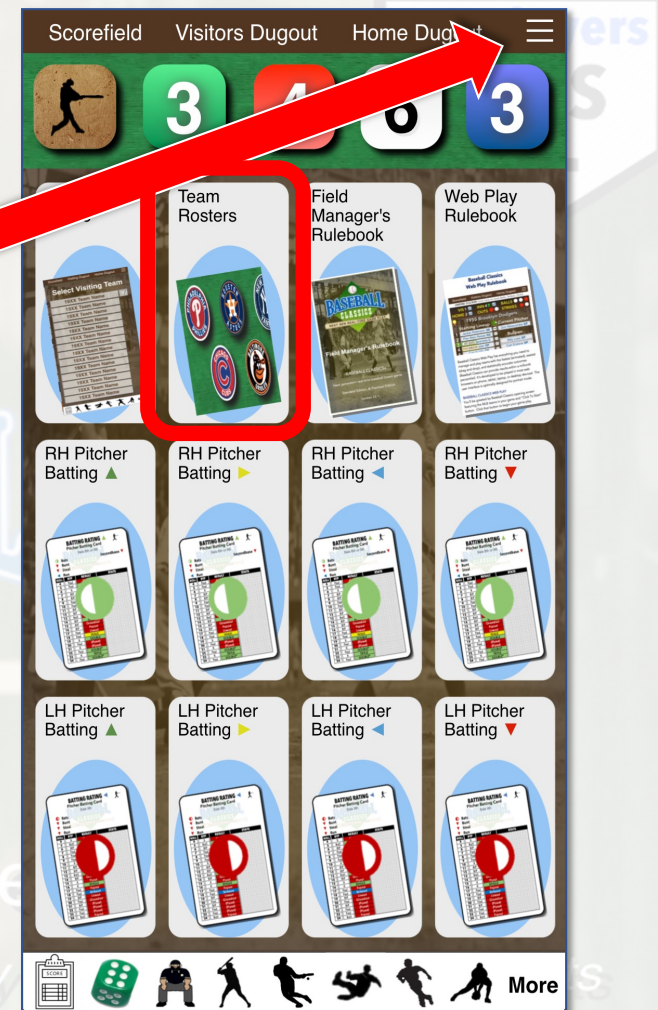
BASEBALL CLASSICS TEAM ROSTERS

Click The Hamburger Menu To Access

After you click on the Hamburger menu (triple horizontal lines) you'll see Team Rosters as an option.

Click on the Team Rosters to view all MLB teams available in your Web Game On Demand.

Next, click on the MLB icon(s) of the team(s) you'd like to view. Just like the Visitors and Home Dugouts, you can also click on any player names listed in the roster to view their Baseball Classics player cards.



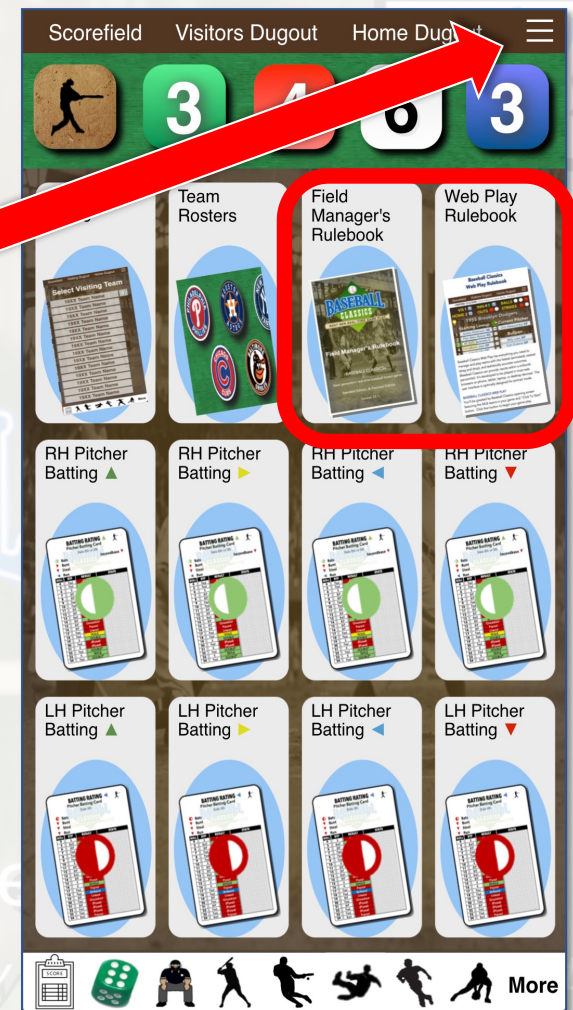
BASEBALL CLASSICS RULEBOOKS

Click The Hamburger Menu To Access

After you click on the Hamburger menu (triple horizontal lines) you'll see Field Manager's Rulebook and Web Play Rulebook as options.

Click on either of them to view the Rulebook. Any updates will automatically appear, thus you'll always have the latest game action information.

You can download or print on devices that support those options.





BASEBALL CLASSICS

Web Game On Demand Storyboard Tutorial

Have Questions? Email Us: support@baseballclassics.com

THANK YOU!

Baseball Classics Next Generation Game

Real-Time Play / True MLB Realism / Statistically Accurate Player Results